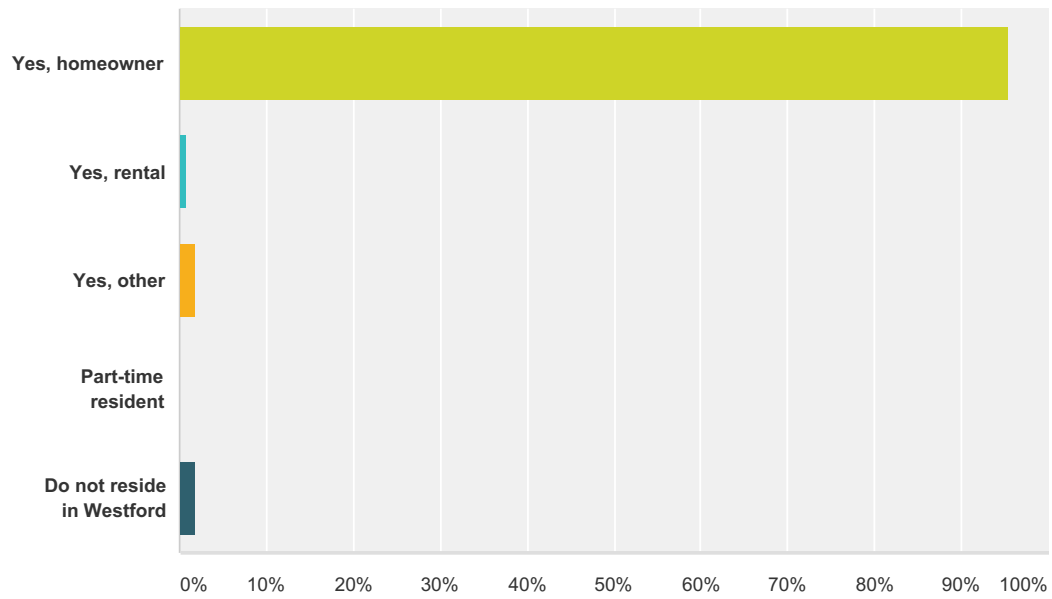


Q1 Do you live in Westford full-time?

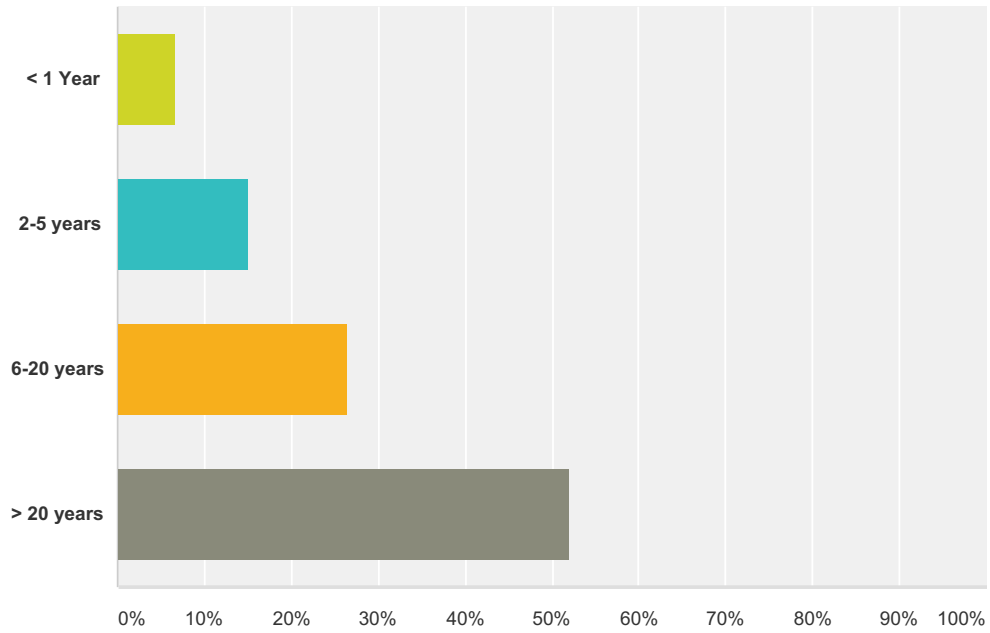
Answered: 107 Skipped: 1



Answer Choices	Responses
Yes, homeowner	95.33% 102
Yes, rental	0.93% 1
Yes, other	1.87% 2
Part-time resident	0.00% 0
Do not reside in Westford	1.87% 2
Total	107

Q2 How long have you lived in town?

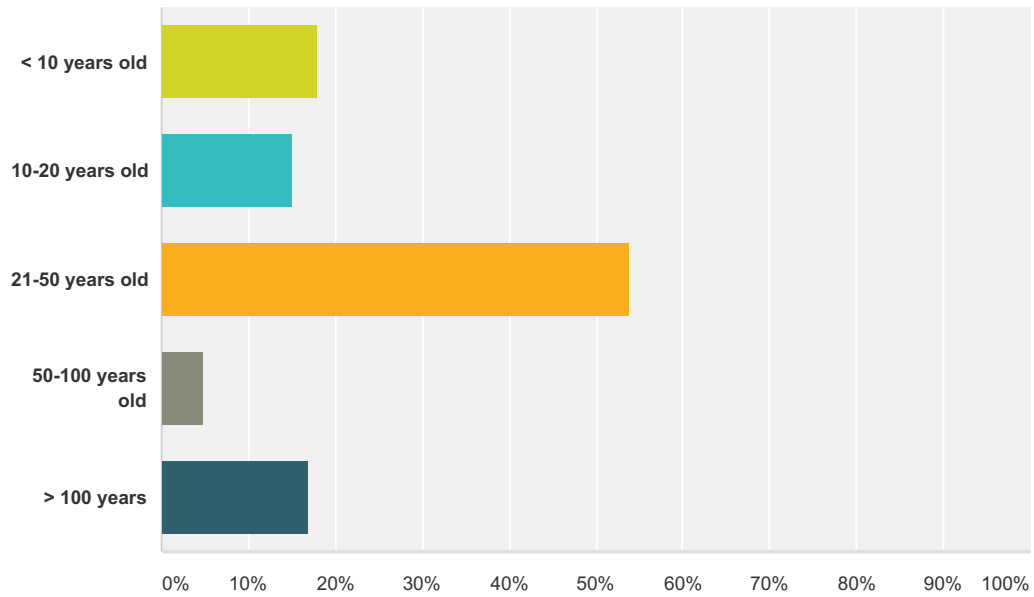
Answered: 106 Skipped: 2



Answer Choices	Responses
< 1 Year	6.60% 7
2-5 years	15.09% 16
6-20 years	26.42% 28
> 20 years	51.89% 55
Total	106

Q3 How long ago was your place of residence constructed? (check all that apply if built in multiple stages)

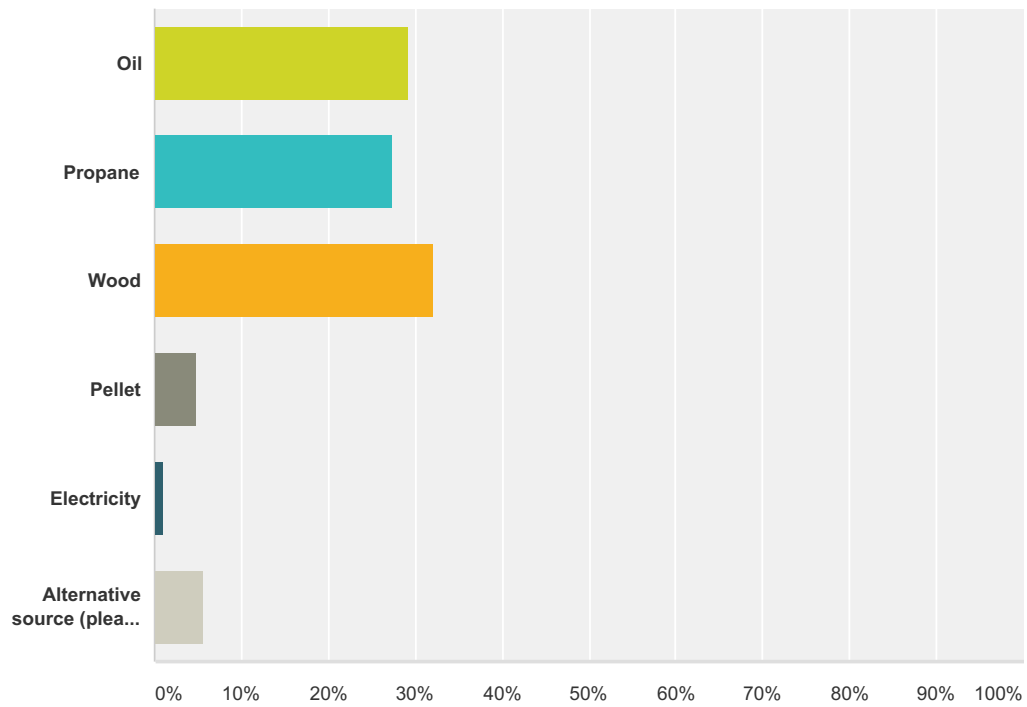
Answered: 106 Skipped: 2



Answer Choices	Responses
< 10 years old	17.92% 19
10-20 years old	15.09% 16
21-50 years old	53.77% 57
50-100 years old	4.72% 5
> 100 years	16.98% 18
Total Respondents: 106	

Q4 What is the primary fuel source for heating your home?

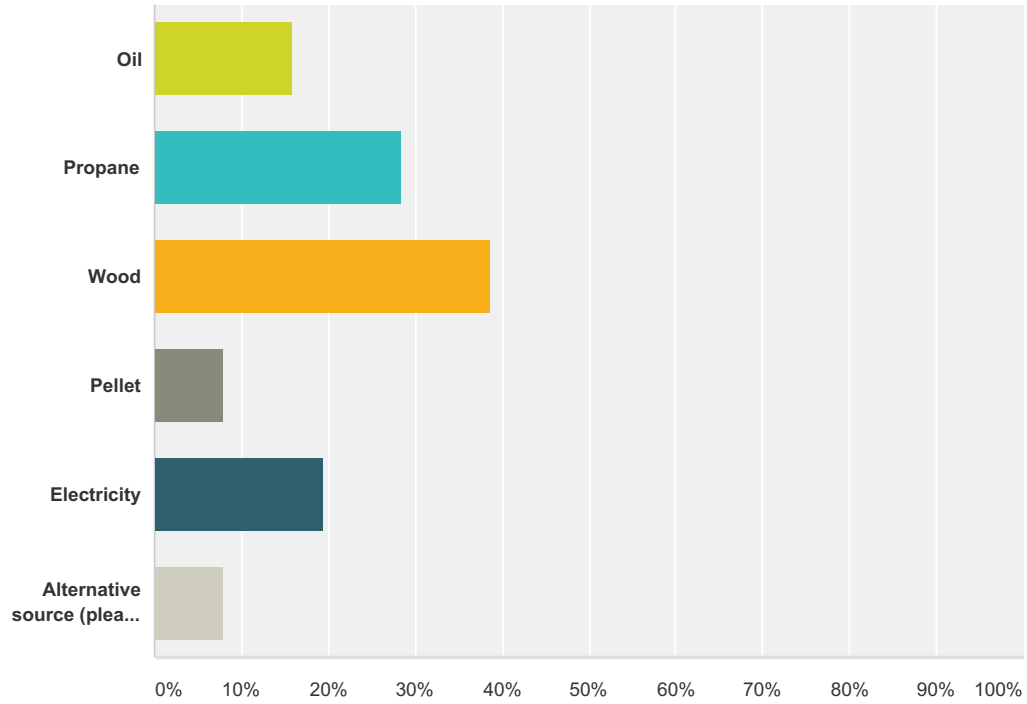
Answered: 106 Skipped: 2



Answer Choices	Responses
Oil	29.25% 31
Propane	27.36% 29
Wood	32.08% 34
Pellet	4.72% 5
Electricity	0.94% 1
Alternative source (please describe)	5.66% 6
Total	106

Q5 Do you use a supplemental fuel source for heating your home? (check all that apply)

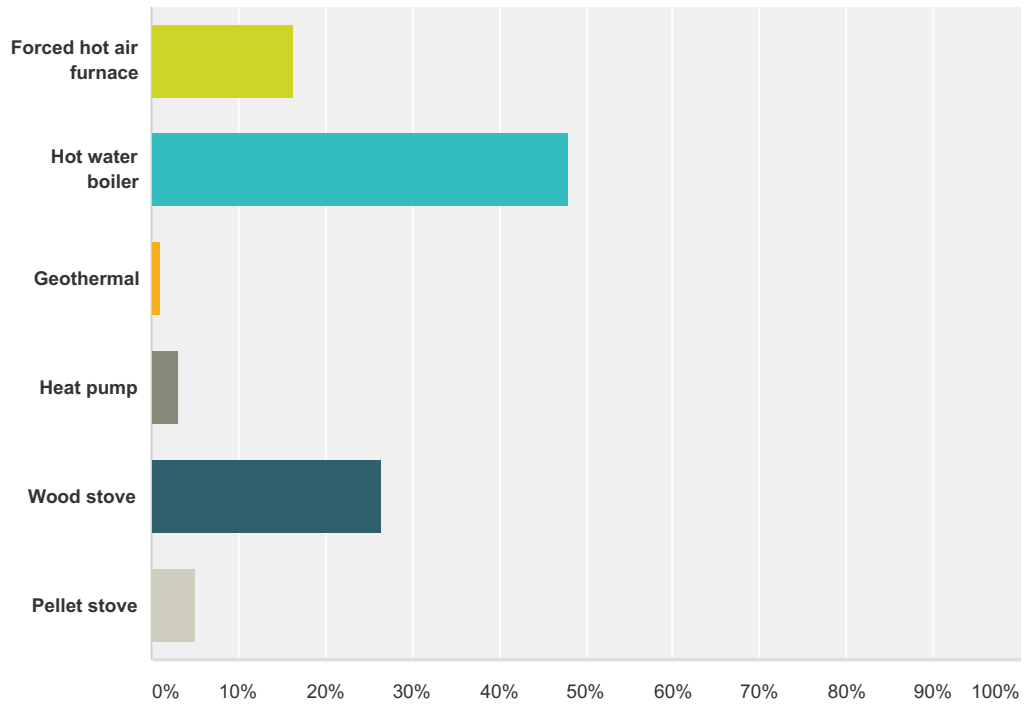
Answered: 88 Skipped: 20



Answer Choices	Responses
Oil	15.91% 14
Propane	28.41% 25
Wood	38.64% 34
Pellet	7.95% 7
Electricity	19.32% 17
Alternative source (please describe)	7.95% 7
Total Respondents: 88	

Q6 What is your primary heating appliance?

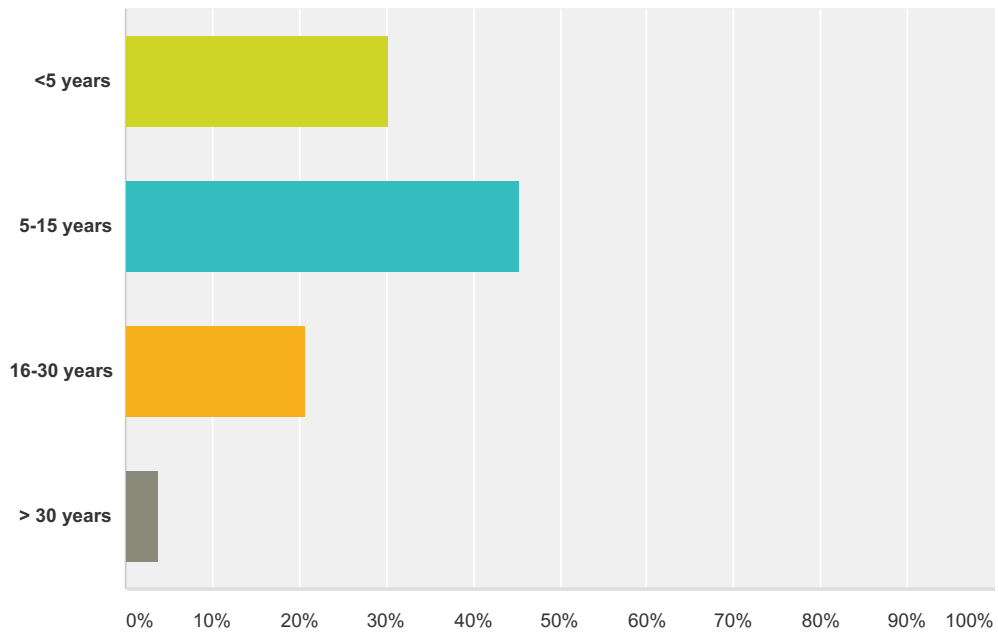
Answered: 98 Skipped: 10



Answer Choices	Responses
Forced hot air furnace	16.33% 16
Hot water boiler	47.96% 47
Geothermal	1.02% 1
Heat pump	3.06% 3
Wood stove	26.53% 26
Pellet stove	5.10% 5
Total	98

Q7 How long ago was your primary heating appliance installed?

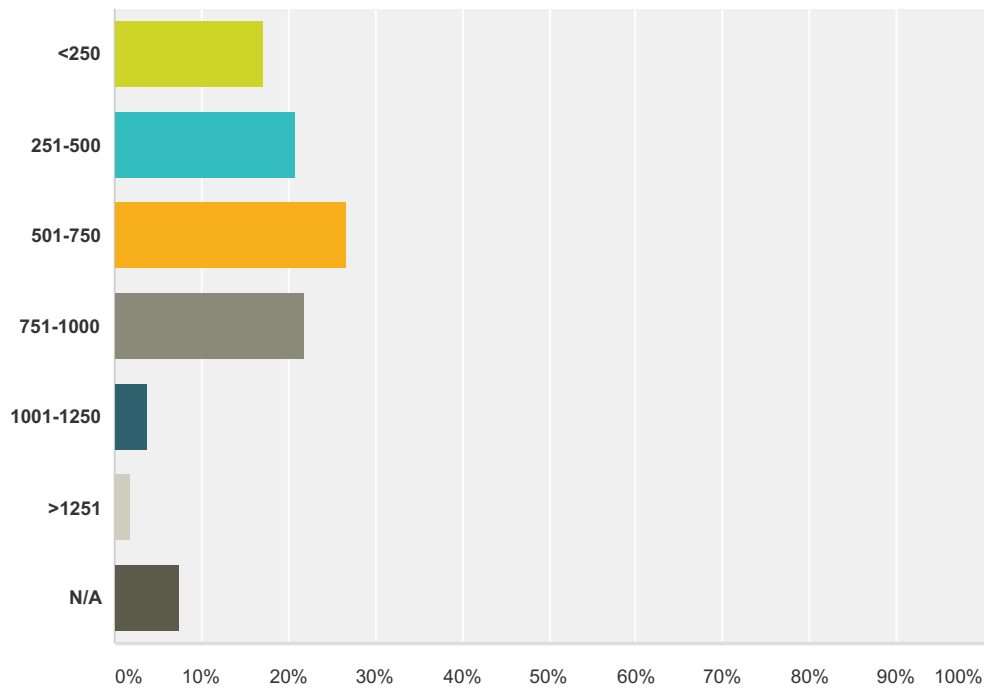
Answered: 106 Skipped: 2



Answer Choices	Responses
<5 years	30.19% 32
5-15 years	45.28% 48
16-30 years	20.75% 22
> 30 years	3.77% 4
Total	106

Q8 Approximately how many gallons of fuel do you use per year?

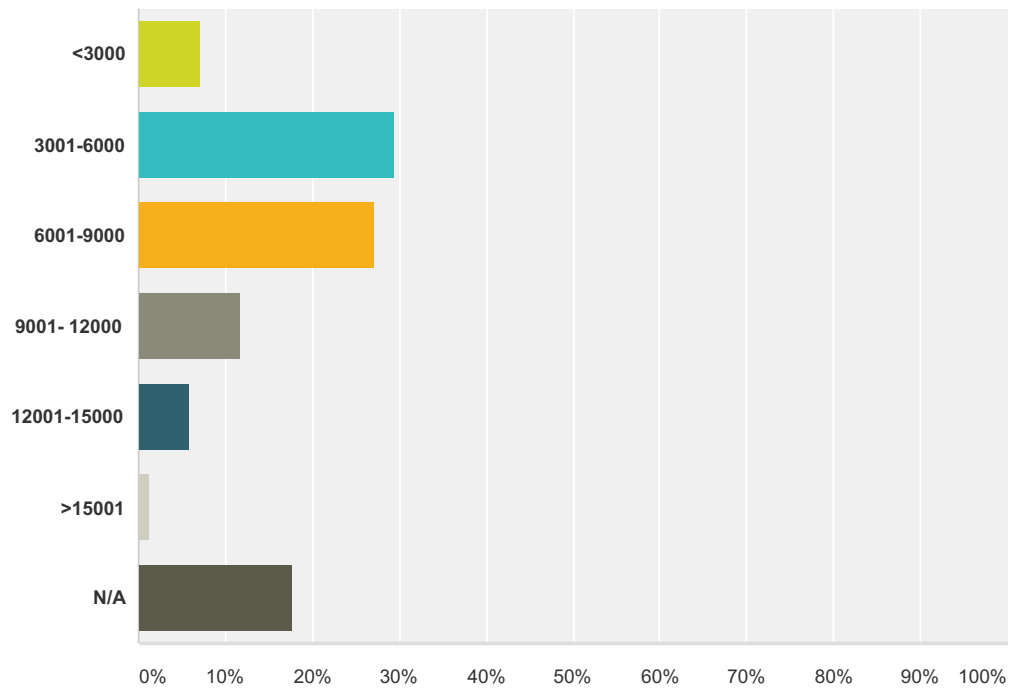
Answered: 105 Skipped: 3



Answer Choices	Responses
<250	17.14% 18
251-500	20.95% 22
501-750	26.67% 28
751-1000	21.90% 23
1001-1250	3.81% 4
>1251	1.90% 2
N/A	7.62% 8
Total	105

Q9 Approximately how many kilowatts hours of electricity do you use per year ?

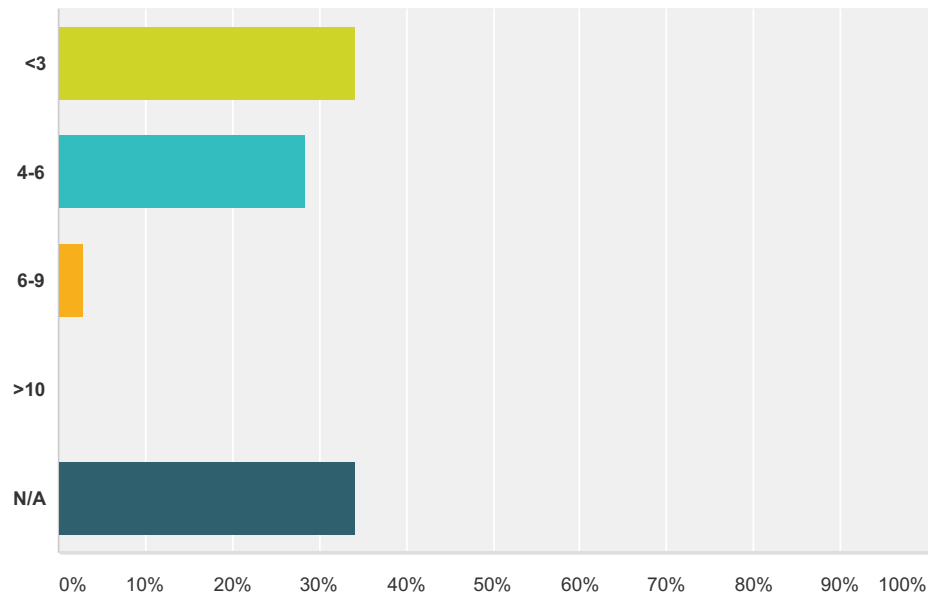
Answered: 85 Skipped: 23



Answer Choices	Responses
<3000	7.06% 6
3001-6000	29.41% 25
6001-9000	27.06% 23
9001- 12000	11.76% 10
12001-15000	5.88% 5
>15001	1.18% 1
N/A	17.65% 15
Total	85

Q10 Approximately how many cords of wood do you use per year?

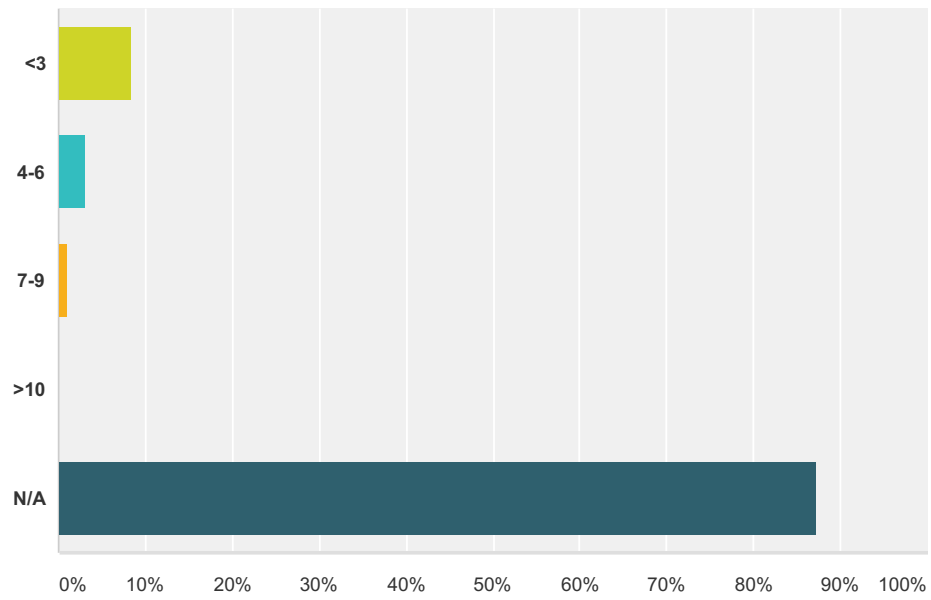
Answered: 102 Skipped: 6



Answer Choices	Responses
<3	34.31% 35
4-6	28.43% 29
6-9	2.94% 3
>10	0.00% 0
N/A	34.31% 35
Total	102

Q11 Approximately how many tons of pellets do you use per year?

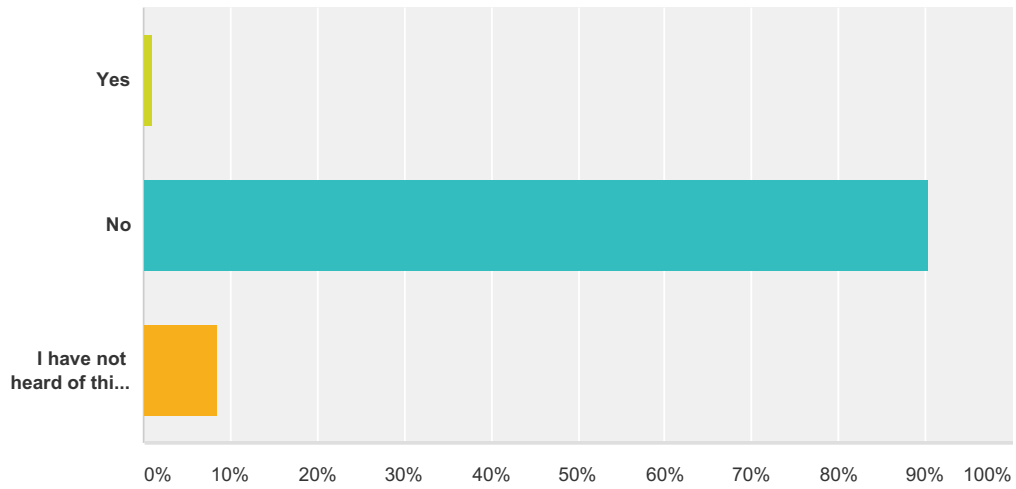
Answered: 95 Skipped: 13



Answer Choices	Responses	
<3	8.42%	8
4-6	3.16%	3
7-9	1.05%	1
>10	0.00%	0
N/A	87.37%	83
Total		95

Q12 Within the last 10 years, have you used fuel assistance programs offered by the State of VT such as LIHEAP?

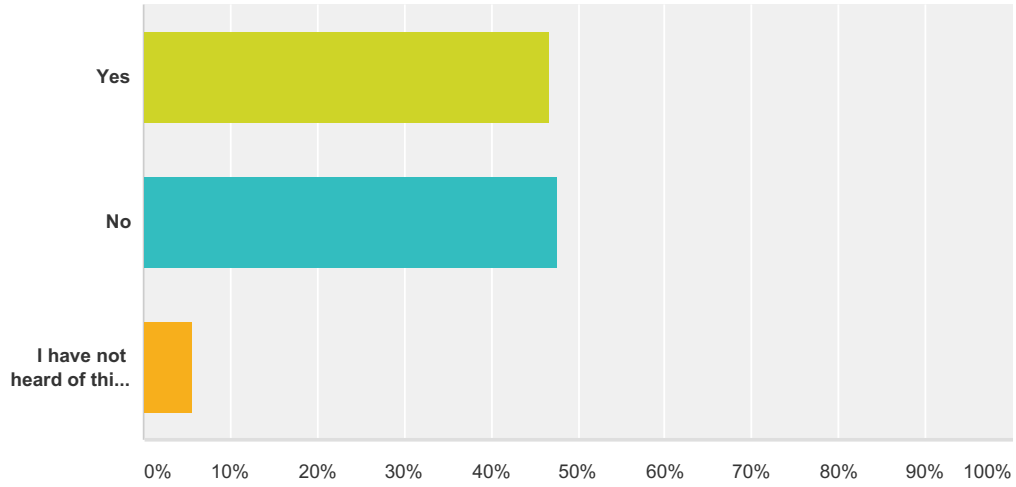
Answered: 105 Skipped: 3



Answer Choices	Responses
Yes	0.95% 1
No	90.48% 95
I have not heard of this program before	8.57% 9
Total	105

Q13 Within the last 10 years, have you used home efficiency programs offered by Efficiency VT such as rebates or energy assessments?

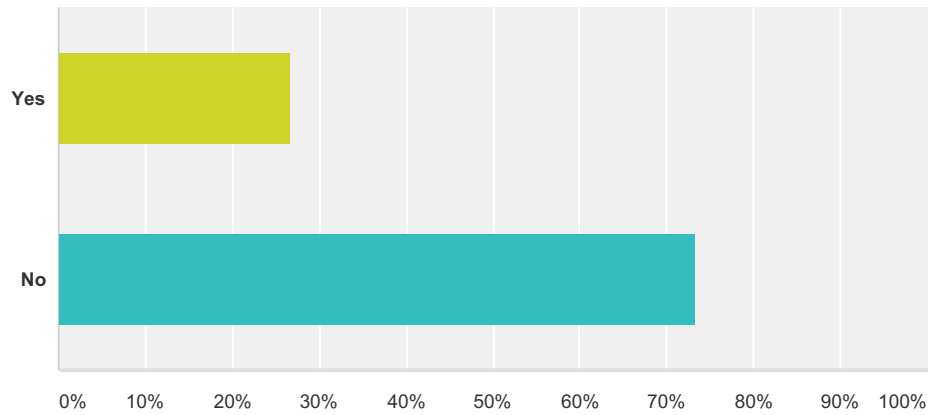
Answered: 105 Skipped: 3



Answer Choices	Responses
Yes	46.67% 49
No	47.62% 50
I have not heard of this program before	5.71% 6
Total	105

Q14 Do you have any renewable energy devices on your house/property? (e.g. solar panels, wind turbines)

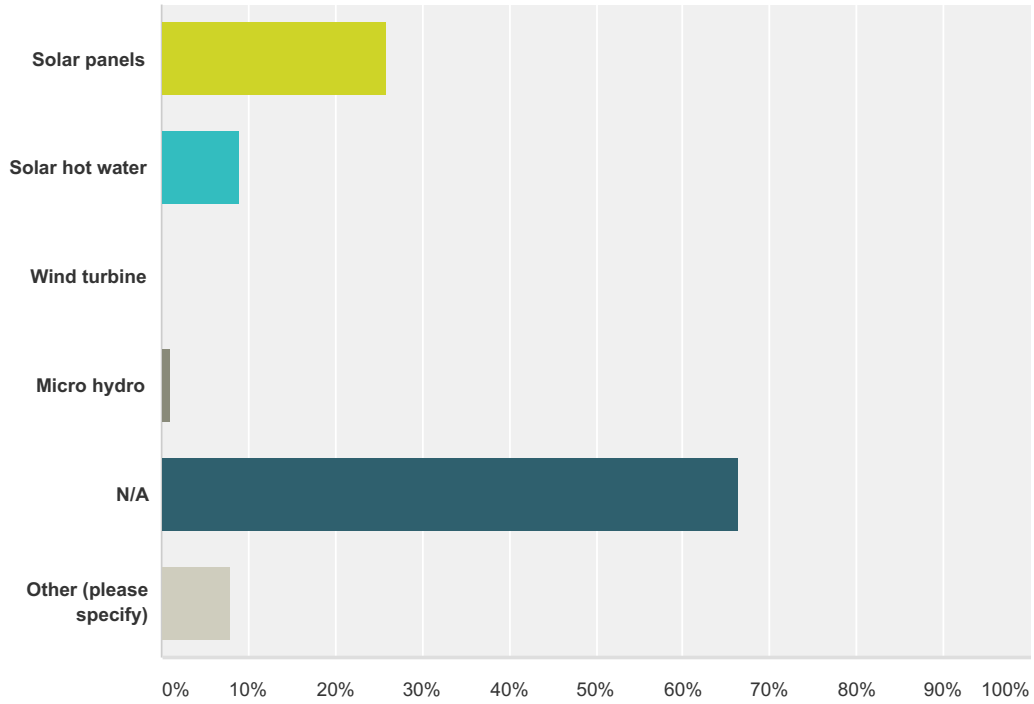
Answered: 105 Skipped: 3



Answer Choices	Responses	
Yes	26.67%	28
No	73.33%	77
Total		105

Q15 What type of renewable energy device do you have on your property? (check all that apply)

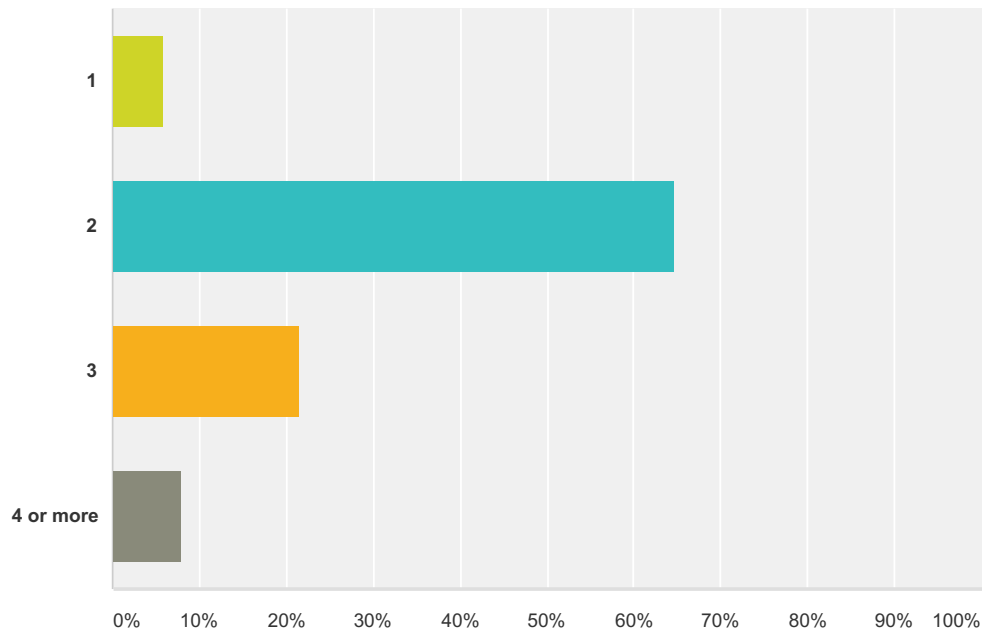
Answered: 89 Skipped: 19



Answer Choices	Responses	Count
Solar panels	25.84%	23
Solar hot water	8.99%	8
Wind turbine	0.00%	0
Micro hydro	1.12%	1
N/A	66.29%	59
Other (please specify)	7.87%	7
Total Respondents: 89		

Q16 How many registered cars does your household have?

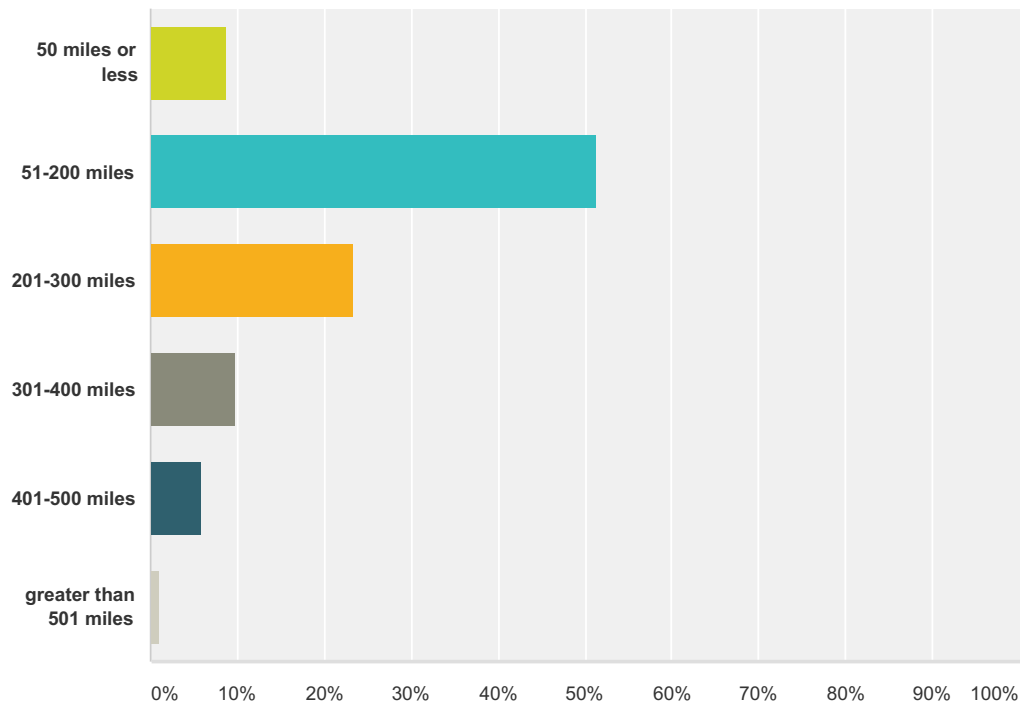
Answered: 102 Skipped: 6



Answer Choices	Responses	
1	5.88%	6
2	64.71%	66
3	21.57%	22
4 or more	7.84%	8
Total		102

Q17 Approximately how many miles do you drive your primary vehicle per week?

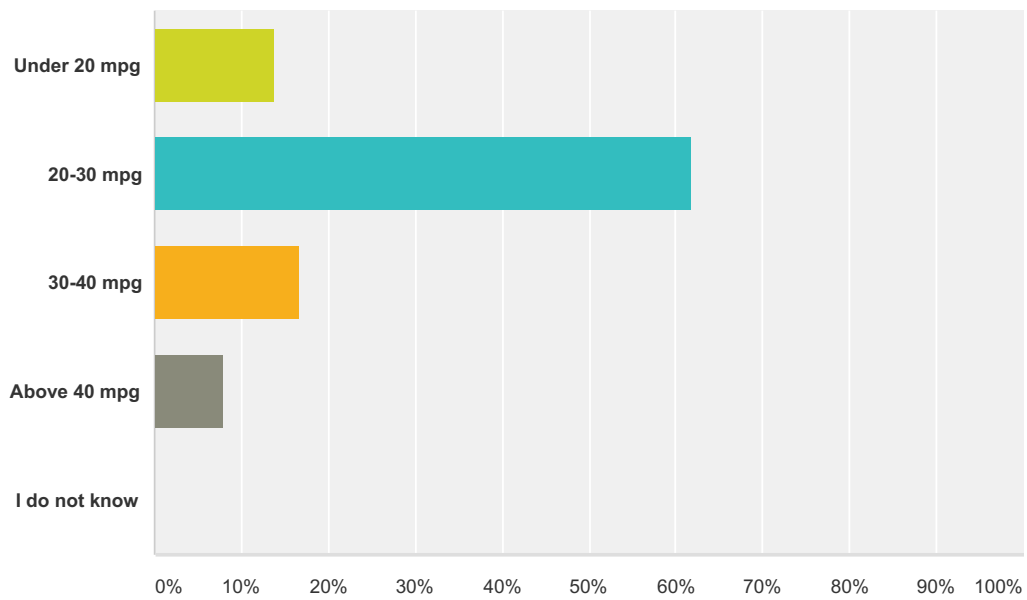
Answered: 103 Skipped: 5



Answer Choices	Responses
50 miles or less	8.74% 9
51-200 miles	51.46% 53
201-300 miles	23.30% 24
301-400 miles	9.71% 10
401-500 miles	5.83% 6
greater than 501 miles	0.97% 1
Total	103

Q18 What is the average miles per gallon (MPG) on your primary vehicle?

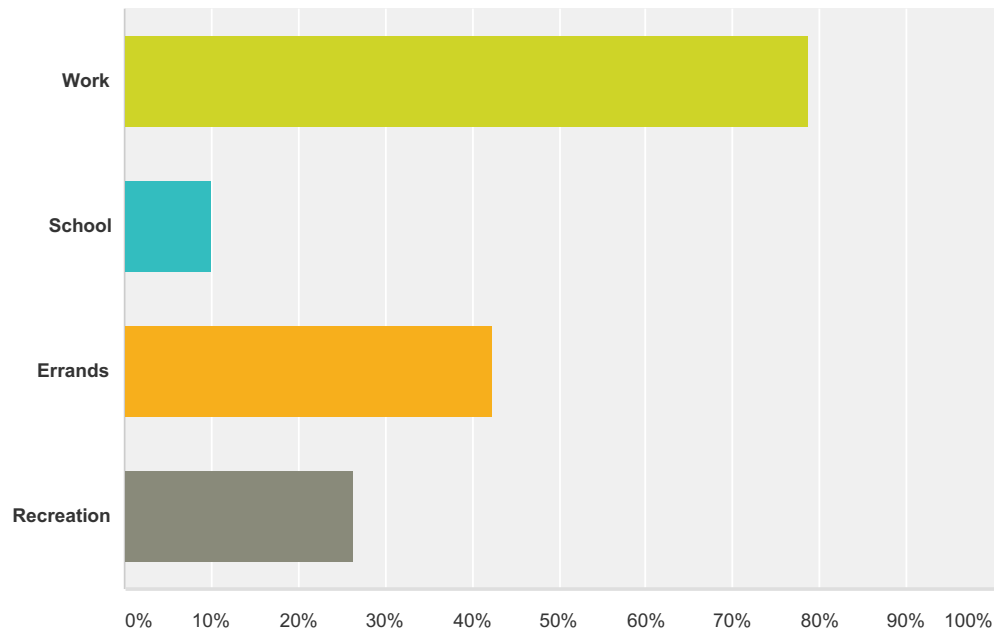
Answered: 102 Skipped: 6



Answer Choices	Responses
Under 20 mpg	13.73% 14
20-30 mpg	61.76% 63
30-40 mpg	16.67% 17
Above 40 mpg	7.84% 8
I do not know	0.00% 0
Total	102

Q19 Where do you most frequently drive your primary vehicle? (check all that apply)

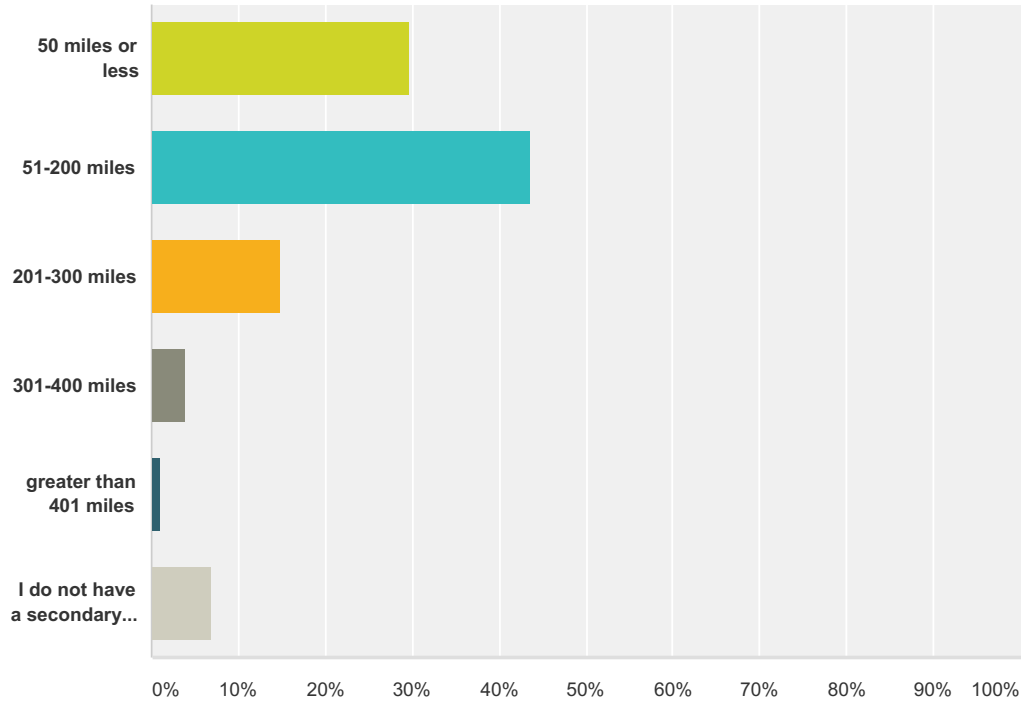
Answered: 99 Skipped: 9



Answer Choices	Responses
Work	78.79% 78
School	10.10% 10
Errands	42.42% 42
Recreation	26.26% 26
Total Respondents: 99	

Q20 If you have a second vehicle, approximately how many miles do you drive this vehicle drive per week?

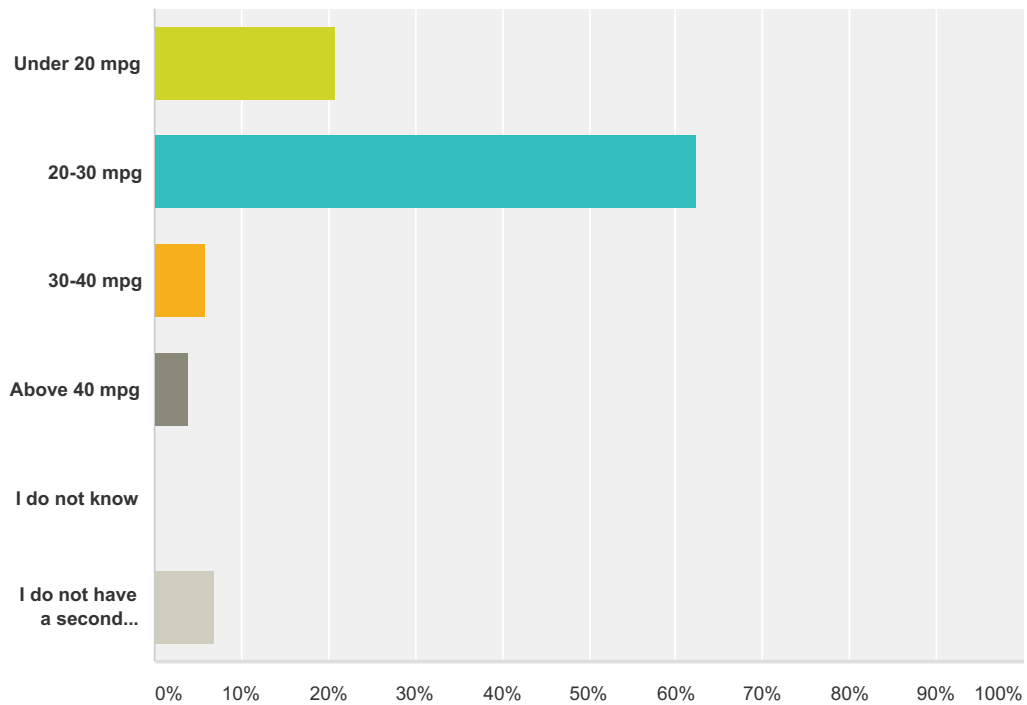
Answered: 101 Skipped: 7



Answer Choices	Responses
50 miles or less	29.70% 30
51-200 miles	43.56% 44
201-300 miles	14.85% 15
301-400 miles	3.96% 4
greater than 401 miles	0.99% 1
I do not have a secondary vehicle	6.93% 7
Total	101

Q21 What is the average miles per gallon (MPG) on your second vehicle?

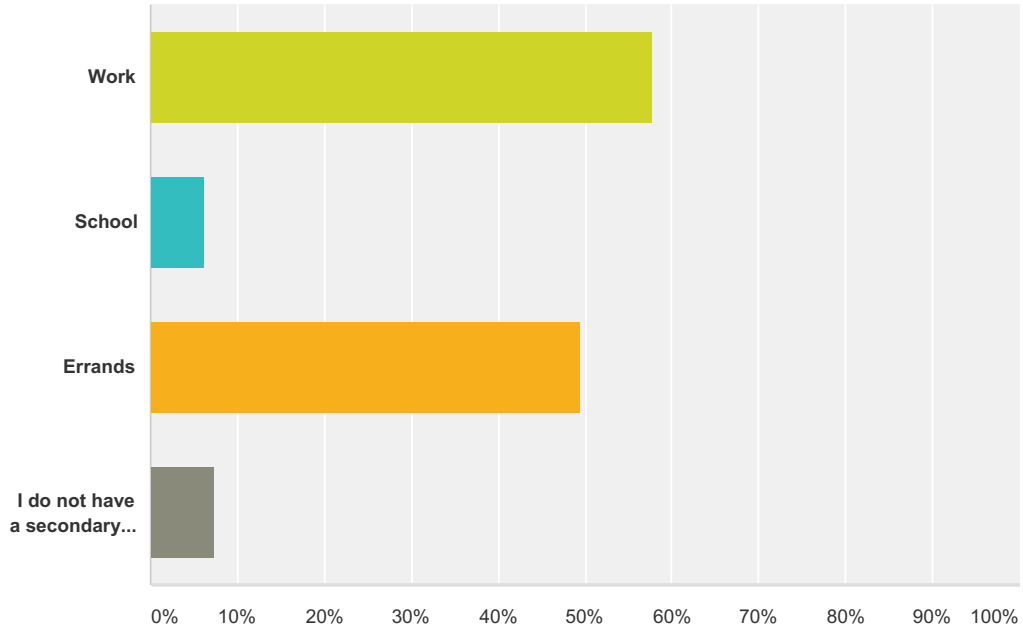
Answered: 101 Skipped: 7



Answer Choices	Responses	
Under 20 mpg	20.79%	21
20-30 mpg	62.38%	63
30-40 mpg	5.94%	6
Above 40 mpg	3.96%	4
I do not know	0.00%	0
I do not have a second vehicle	6.93%	7
Total		101

Q22 Where do you most frequently drive your secondary vehicle? (check all that apply)

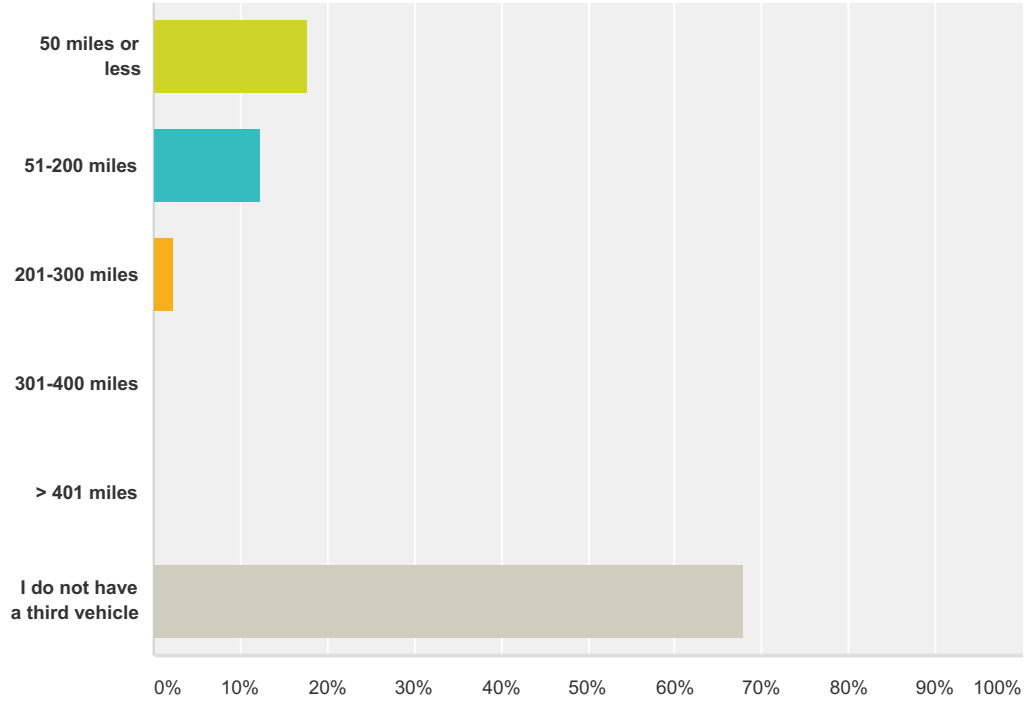
Answered: 97 Skipped: 11



Answer Choices	Responses
Work	57.73% 56
School	6.19% 6
Errands	49.48% 48
I do not have a secondary vehicle	7.22% 7
Total Respondents: 97	

Q23 If you have a third vehicle, approximately how many miles do you drive this vehicle per week?

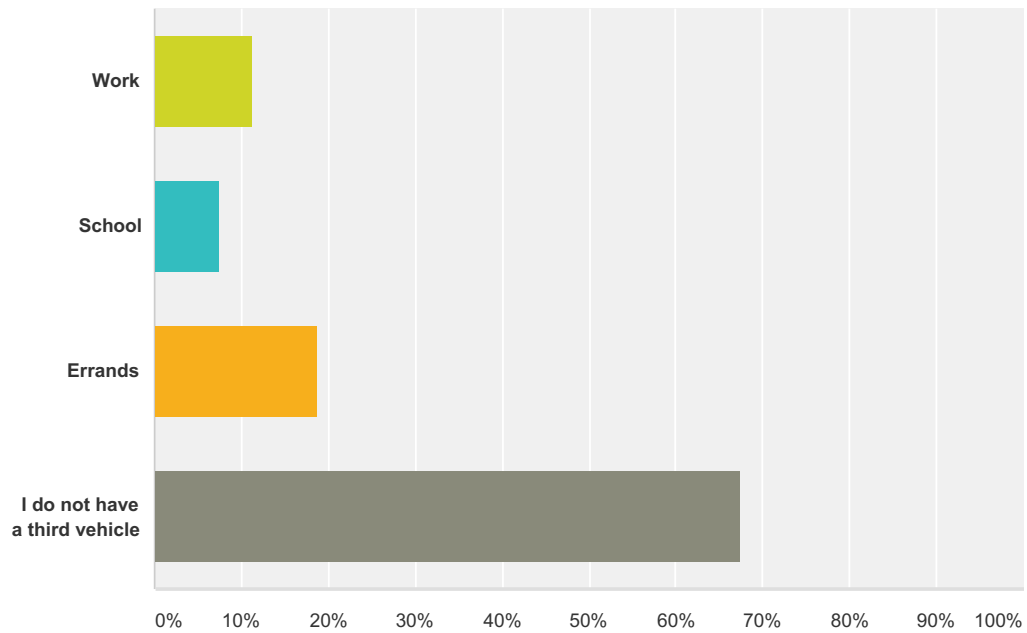
Answered: 90 Skipped: 18



Answer Choices	Responses	
50 miles or less	17.78%	16
51-200 miles	12.22%	11
201-300 miles	2.22%	2
301-400 miles	0.00%	0
> 401 miles	0.00%	0
I do not have a third vehicle	67.78%	61
Total		90

Q24 Where do you most frequently drive your third vehicle? (check all that apply)

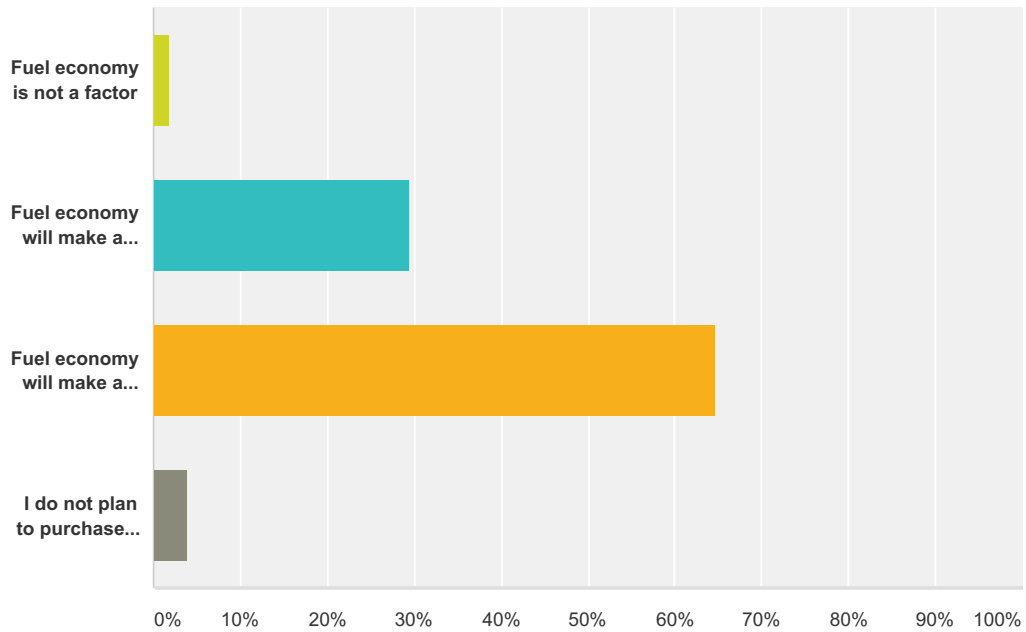
Answered: 80 Skipped: 28



Answer Choices	Responses
Work	11.25% 9
School	7.50% 6
Errands	18.75% 15
I do not have a third vehicle	67.50% 54
Total Respondents: 80	

Q25 When you need to replace any household vehicle, will you consider fuel economy as a factor?

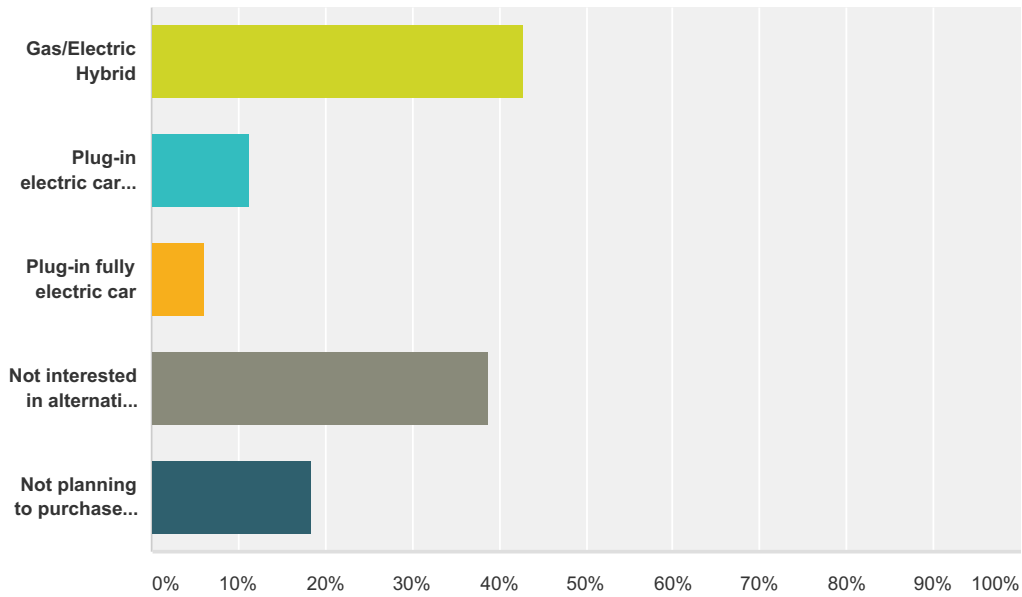
Answered: 102 Skipped: 6



Answer Choices	Responses
Fuel economy is not a factor	1.96% 2
Fuel economy will make a small influence on my purchase	29.41% 30
Fuel economy will make a large influence on my purchase	64.71% 66
I do not plan to purchase another vehicle to replace this vehicle with another	3.92% 4
Total	102

Q26 When you replace any household vehicle, do you plan to choose an alternate fuel vehicle? (check all that apply)

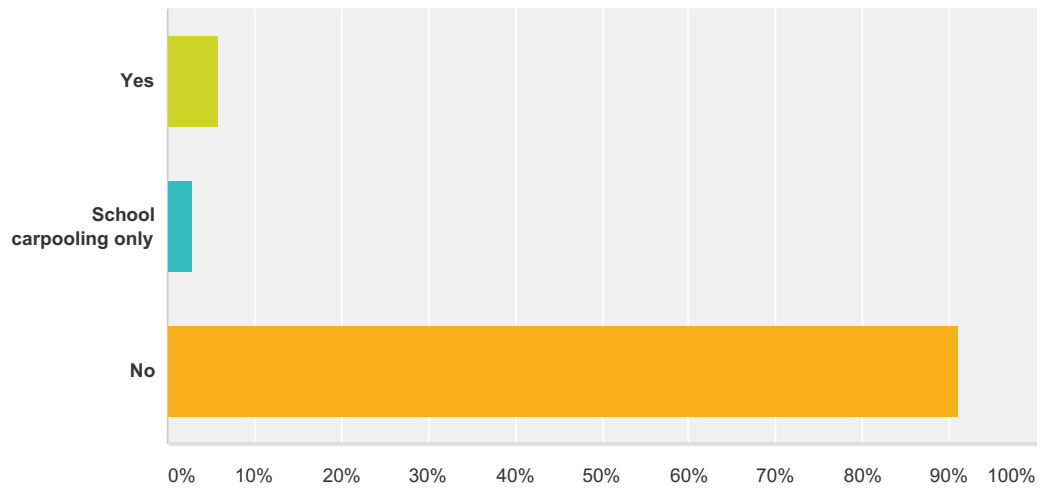
Answered: 98 Skipped: 10



Answer Choices	Responses
Gas/Electric Hybrid	42.86% 42
Plug-in electric car with gas range extender	11.22% 11
Plug-in fully electric car	6.12% 6
Not interested in alternative fuel vehicles	38.78% 38
Not planning to purchase another vehicle to replace this vehicle with another	18.37% 18
Total Respondents: 98	

Q27 Do you regularly participate in any ride-share, car-share, or other carpools?

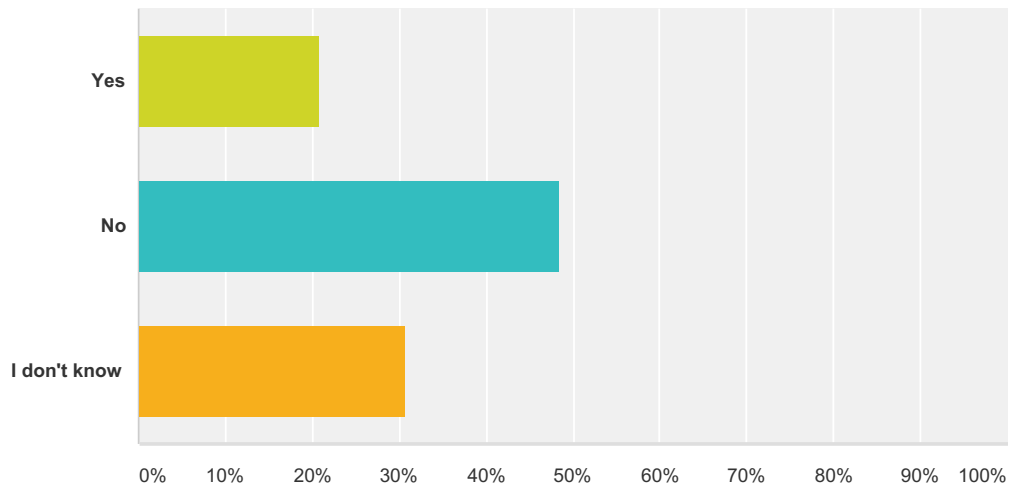
Answered: 101 Skipped: 7



Answer Choices	Responses
Yes	5.94% 6
School carpooling only	2.97% 3
No	91.09% 92
Total	101

Q28 Would you consider participating in ride-share, car-share or other carpools?

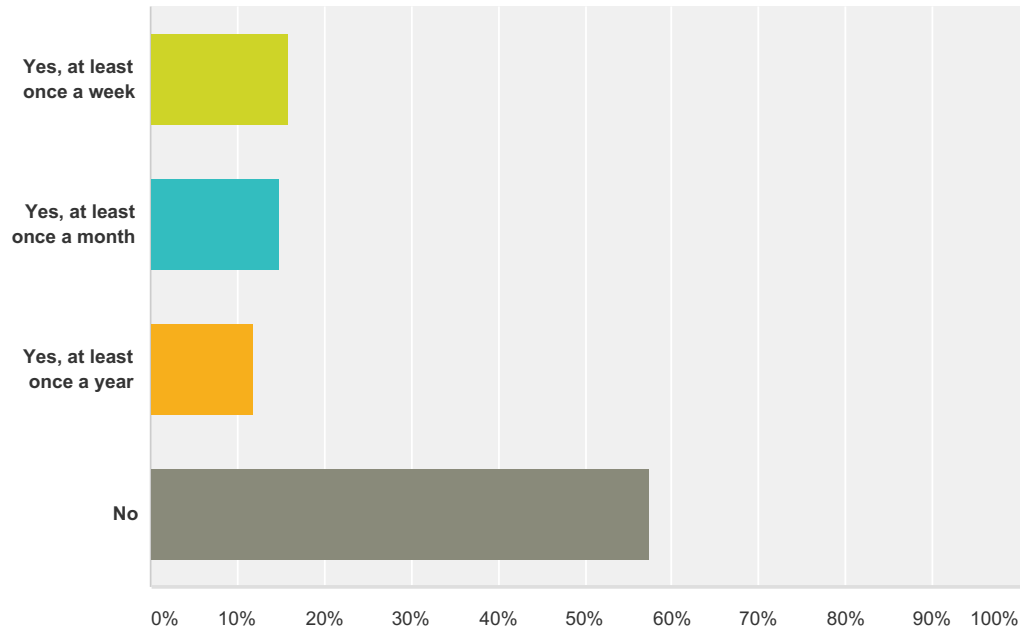
Answered: 101 Skipped: 7



Answer Choices	Responses	
Yes	20.79%	21
No	48.51%	49
I don't know	30.69%	31
Total		101

Q29 If a GMT bus stop were placed at a convenient, central location, would you consider taking the bus to Burlington/Cambridge instead of driving?

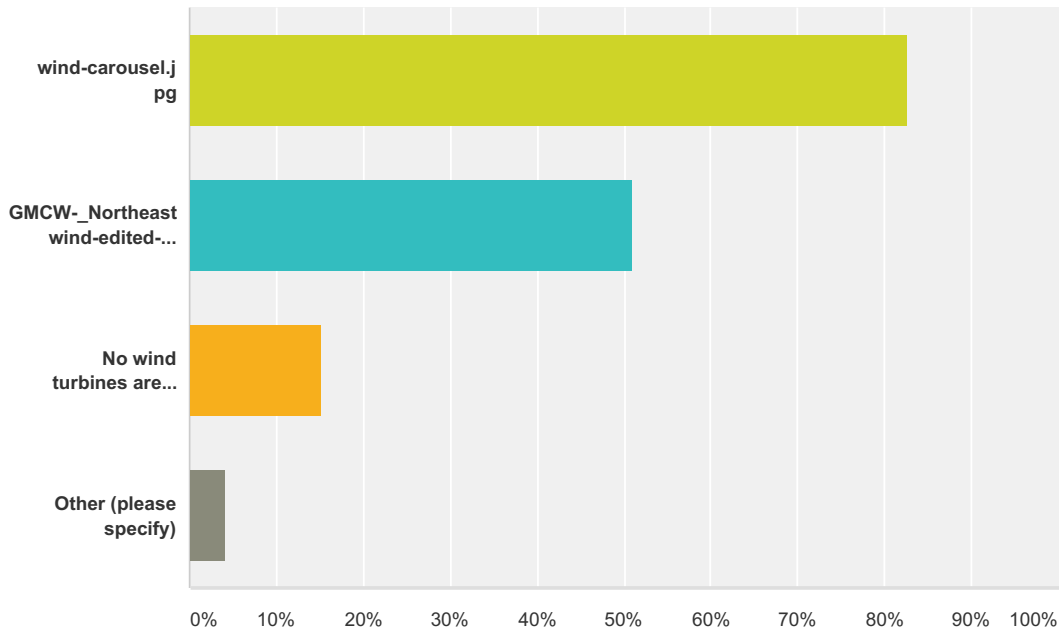
Answered: 101 Skipped: 7



Answer Choices	Responses
Yes, at least once a week	15.84% 16
Yes, at least once a month	14.85% 15
Yes, at least once a year	11.88% 12
No	57.43% 58
Total	101

Q30 Do you support any of the following types of wind power in Westford? (check all that apply)

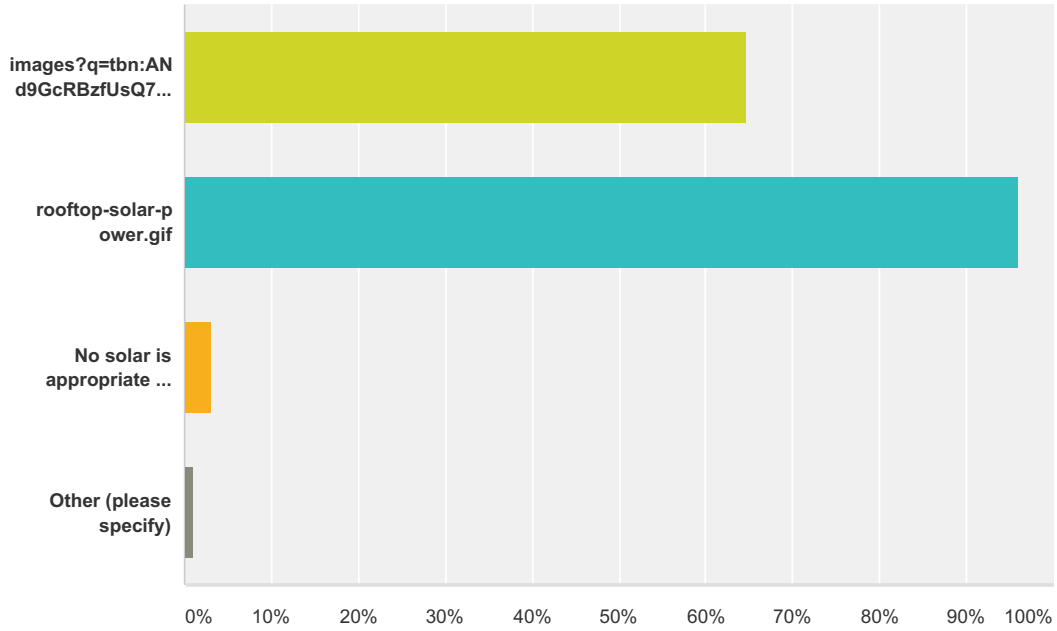
Answered: 98 Skipped: 10





Answer Choices	Responses
	82.65% 81
	51.02% 50
No wind turbines are appropriate to site in Westford	15.31% 15
Other (please specify)	4.08% 4
Total Respondents: 98	

Q31 Do you support any of the following types of solar power in Westford? (check all that apply)

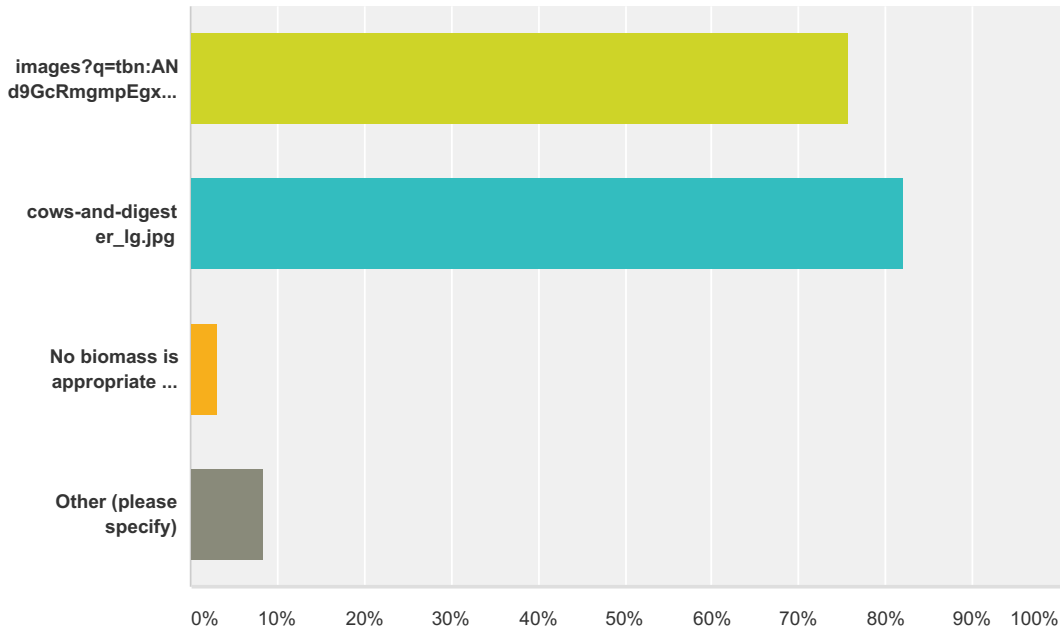
Answered: 99 Skipped: 9





Answer Choices	Responses
	64.65% 64
	95.96% 95
No solar is appropriate to site in Westford	3.03% 3
Other (please specify)	1.01% 1
Total Respondents: 99	

Q32 Do you support any of the following types of renewable energy systems in Westford? (check all that apply)Note: Biomass energy is organic matter that can be burned or decomposed to be used a source of energy.

Answered: 95 Skipped: 13



Answer Choices	Responses
	75.79% 72
	82.11% 78
No biomass is appropriate to site in Westford	3.16% 3
Other (please specify)	8.42% 8
Total Respondents: 95	

**Q33 Thank you for filling out this survey!
Are you interested in serving on Westford's
Energy Committee? Please leave your
name and phone number/email address
below.**

Answered: 13 Skipped: 95